



NATIVO 75WG

User Guide

April 2015

Product profile

Nativo 75WG is a protectant fungicide based on strobilurin and DMI chemistry for broad spectrum disease control on Brussels sprouts, cabbage, broccoli/calabrese, cauliflower and carrots.

Active substances	250 g/kg trifloxystrobin + 500 g/kg tebuconazole
Formulation	Water dispersible granule (WG)
Pack size	1 kg
Maximum individual dose	See crop specific sections
Maximum number of treatments per crop	Carrots: 3 Brussels sprouts, cabbage, broccoli/calabrese and cauliflower: 2
Maximum number of applications per calendar year	In addition to the maximum number of treatments per crop, a maximum of three applications per calendar year on a treated area must not be exceeded
Latest time of application	21 days before harvest
Water volume	200-500 L/ha
LERAP	None
Aquatic buffer zone distance	12 m

Key advantages

- ▶ Superior broad spectrum efficacy
- ▶ Protectant activity
- ▶ Crop safe WG formulation
- ▶ Built-in resistance management
- ▶ Designed to maximise quality

Diseases controlled

Brussels sprouts, cabbage, broccoli/calabrese and cauliflower:	Dark leaf spot (<i>Alternaria brassicae</i> and <i>Alternaria brassicicola</i>) Light leaf spot (<i>Pyrenopeziza brassicae</i>) Ring spot (<i>Mycosphaerella brassicicola</i>) Powdery mildew (<i>Erysiphe cruciferarum</i>) Phoma leaf spot (<i>Phoma lingam</i>) White blister (<i>Albugo candida</i>)
Carrots:	Leaf blight (<i>Alternaria dauci</i>)* Sclerotinia rot (<i>Sclerotinia sclerotiorum</i>) Powdery mildew (<i>Erysiphe heraclei</i>)

* Some reduction.

Brussels sprouts, cabbage, broccoli/calabrese and cauliflower

Maximum individual dose	360 g/ha
Maximum number of treatments	2 per crop

- ▶ Apply at a rate of 360 g/ha.
- ▶ The first application is recommended before disease establishes in the crop (making use of disease forecasting systems as appropriate).
- ▶ Follow with a further dose at a minimal interval of 21 days.
- ▶ Use of an officially listed adjuvant with Nativo 75WG is likely to improve control of ring spot in a curative situation, especially under cool conditions.
- ▶ Nativo 75WG provides useful protection against white blister but against established infections use a specific oomycete curative fungicide.
- ▶ Allow new transplants to establish before applying Nativo 75WG as there is potential for some growth regulation seen principally as a transient reduction in vigour of young plants.


Programme planning

Trials show the best response for boosting quality and yield comes from using Nativo 75WG in sequence with Rudis in programmes;


- ▶ If the crop is disease free when the programme begins, apply Nativo 75WG first (T1) for its protectant activity and plant health promoting characteristics, then follow with Rudis and alternate the two.
- ▶ If the crop has disease present when the programme begins, apply Rudis first (T1) for its curative activity and greening effect, then follow with Nativo 75WG and alternate the two.
- ▶ At times it may be necessary to use a block of two sprays of Nativo 75WG or Rudis according to the situation faced.
- ▶ Nativo 75WG applied at the end of a programme will give long lasting protection and enhance storability of produce.

The following diagrams show example programmes in Brussels sprouts and autumn/winter cabbage.

Brussels Sprouts; disease free at T1



Autumn/winter cabbage; disease present at T1



Carrots


Maximum individual dose	300 g/ha
Maximum number of treatments	3 per crop

- ▶ Apply at a rate of 300 g/ha. The first application is recommended before disease establishes itself in the crop (making use of disease forecasting systems).
- ▶ Follow with a further dose at a minimum interval of 21 days.
- ▶ Typically the first application should be made prior to canopy closure in June/July; this is particularly important for control of *Sclerotinia sclerotiorum* to ensure that all leaves are adequately protected as the micro-climate under the crop becomes optimal for spore release from soil germinating fungal bodies.
- ▶ Nativo 75WG is highly effective against powdery mildew and should be applied no later than the first signs of this disease to maximise its strong protectant activity.
- ▶ To reduce *Alternaria* infection on the leaves Nativo 75WG should be applied in early/mid August, or when first signs of disease appear on the foliage after crop GS 15 if earlier.
- ▶ Where curative activity is required for *Alternaria* leaf blight, mixing with an approved sticker/wetter adjuvant may enhance the activity of Nativo 75WG.

Programme planning

Trials show the best response for boosting quality and yield comes from using Rudis in sequence with Nativo 75WG in programmes.

- ▶ If the crop is disease free when the programme begins, apply Nativo 75WG first for its protectant activity and plant health promoting characteristics, then follow with Rudis and alternate the two as illustrated below.
- ▶ If the crop has disease present when the programme begins, apply Rudis first for its curative activity and greening effect, then follow with Nativo 75WG and alternate the two.
- ▶ At times it may be necessary to use a block of two sprays of Rudis or Nativo 75WG according to the situation faced.



Mixing

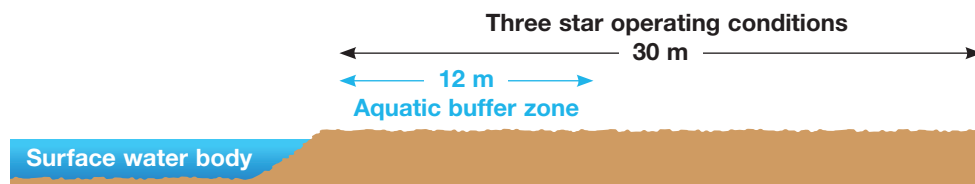
- ▶ In line with tank-mixing best practice, water dispersible granules should **always** be added to the spray tank first.
- ▶ Dissolve Nativo 75WG in fresh, clean water in the spray tank first and mix thoroughly before another product is added to the spray tank.
- ▶ Always maintain continuous agitation of the sprayer tank during mixing, transportation and application.
- ▶ All the requirements or restrictions on other product labels must be adhered to when tank-mixing with Nativo 75WG.

Application

- ▶ Apply in a water volume of 200 to 500 L/ha as a medium quality spray.
- ▶ When crops are dense use higher water volumes to ensure good coverage and penetration.
- ▶ If the crop is intended for processing consult the processor before use.
- ▶ Do not apply by hand-held equipment.

Environmental Protection

- ▶ A statutory 12 m buffer zone must be maintained for all crops.
- ▶ Horizontal boom sprayers must be fitted with three star drift reduction technology (DRT).
- ▶ Maintain three star operating conditions until 30 m from top of bank of any surface water bodies.
- ▶ The 12 m aquatic buffer zone cannot be reduced under the LERAP scheme.
- ▶ Note that effectiveness using three star DRT may be reduced.



Resistance management

Nativo 75WG contains trifloxystrobin, a member of the QoI cross-resistance group. Use Nativo 75WG as part of an Integrated Crop Management (ICM) strategy incorporating other methods of control, including where appropriate other fungicides with a different mode of action.

Also in accordance with FRAC guidelines for pre-mix QoI fungicides the number of applications of QoI containing products should be no more than 50% of the spray programme.

The possible development of disease strains resistant to Nativo 75 WG cannot be excluded or predicted. Where such resistant strains occur, Nativo 75 WG is unlikely to give satisfactory control.

Off label approvals (SOLAs & EAMUs)

Always check the CRD website, <https://secure.pesticides.gov.uk/offlabels/search.asp> for the latest EAMU information.

Compatibility

Nativo 75WG is physically compatible with a range of other products; for the current list please visit www.bayercropscience.co.uk

Nativo 75WG contains trifloxystrobin and tebuconazole. Rudis contains prothioconazole. Nativo 75WG and Rudis are registered trademarks of Bayer.

Use plant protection products safely. Always read the label and product information before use. Pay attention to the risk indications and follow the safety precautions on the label. For further information, please visit www.bayercropscience.co.uk or call Bayer Assist on 0845 6092266 / 01223 226644.

Issue date: April 2015

No part of this publication may be reproduced in any form without the written permission of the copyright holder.
© Copyright Bayer CropScience Limited 2015

Bayer CropScience Ltd
230 Cambridge Science Park
Milton Road
Cambridge
CB4 0WB

☎ Bayer Assist
0845 6092266 or 01223 226644
Weekdays 09:00-17:15